

I2i CASE STUDY

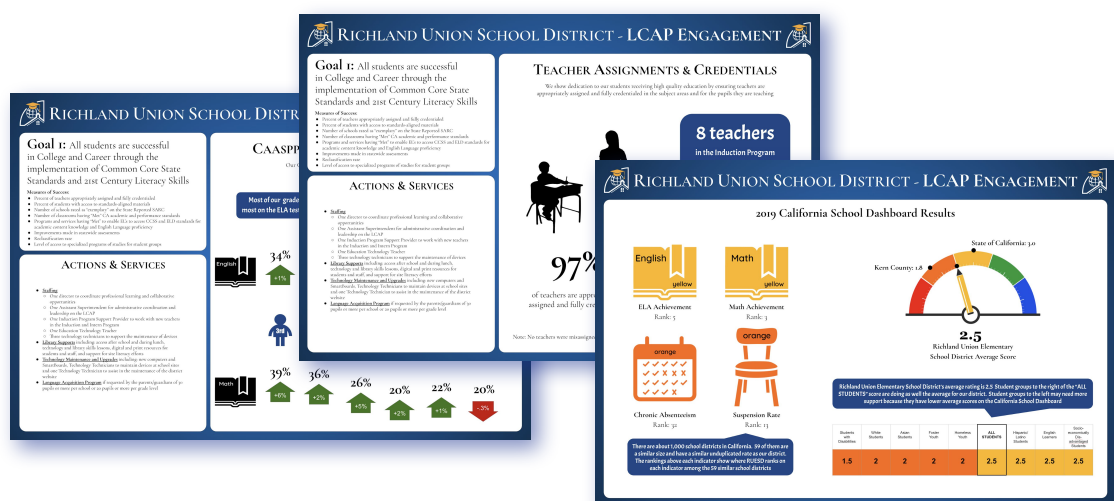
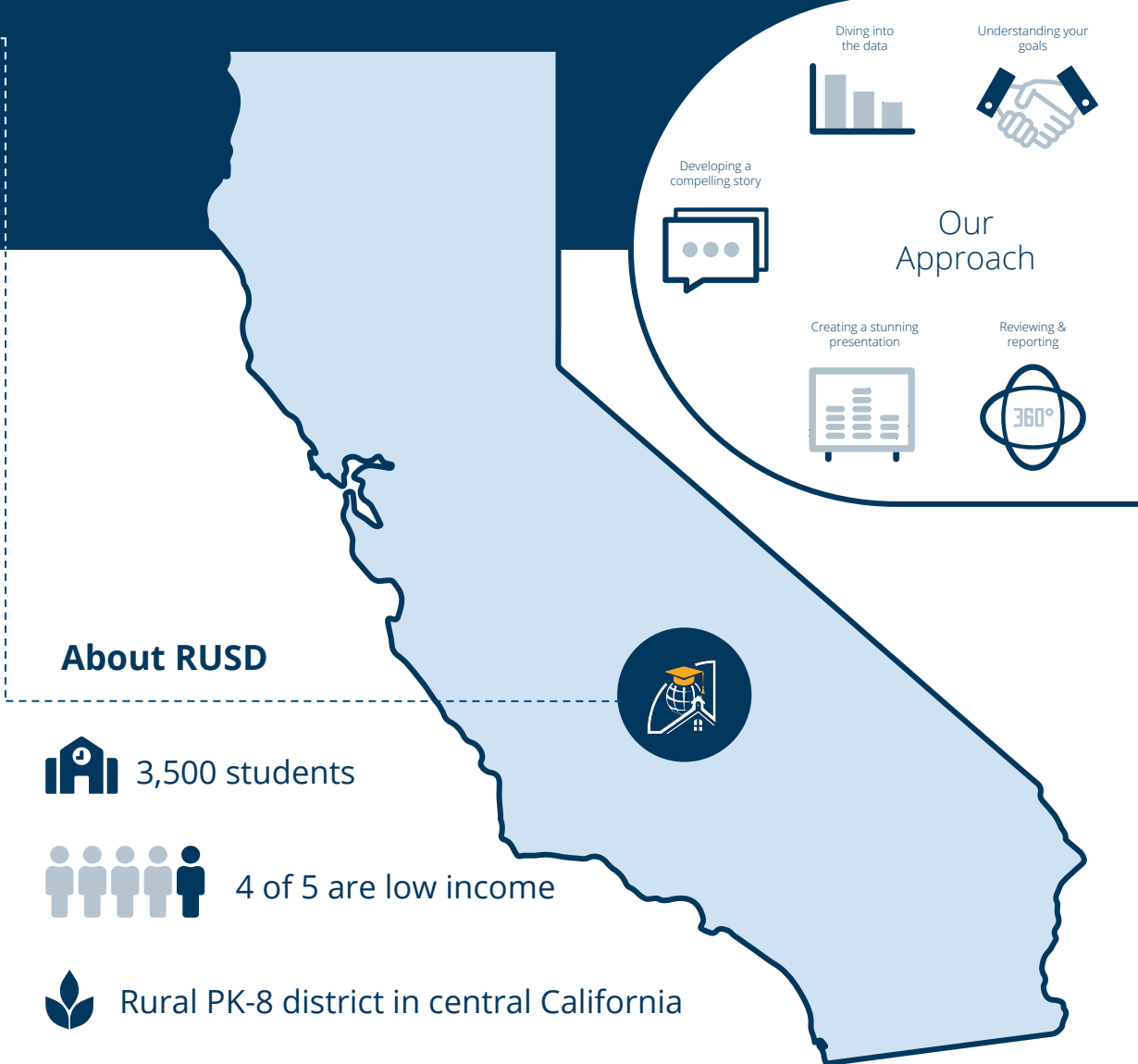
ANNUAL PLANNING STAKEHOLDER ENGAGEMENT POSTERS

Problem Statement

Richland Union School District (RUSD) needed a tool for engaging stakeholders on their progress in meeting annual district goals.


Development

- 01 i2i deconstructed RUSD's 281 page Local Control and Accountability Plan to build a database of district goals, actions, services and student outcomes.
- 02 i2i synthesized data from RUSD and the California Department of Education to develop a data story.
- 03 i2i weaved the data together into a series of posters and worked with district staff to ensure the infographics told the story of the impact RUSD had on students and the community.




Solution


i2i created infographic posters based on the district goals, actions and services with simple to understand data and graphics.



i2i printed posters and shipped them directly to RUSD where they were used in meetings to engage parents, staff, and community members in strategic conversations.



Infographics included important information such as student achievement, behavior, literacy and attendance data, as well as facts about parent engagement, curriculum, technology and facilities.



The infographics you created have changed the way we look at our Dashboard data and LCAP goals and actions.

Rosa Romero, Superintendent
Richland Union School District

Data + Design =



Want to learn more about how we can help your organization use data to design unique, insightful, data-driven reports? Visit our website or contact us!

www.inform2inspire.com
info@inform2inspire.com